GENERAL NOTES

1. THIS DRAWING WAS DEVELOPED AND CONVERTED TO AUTOCAD FORMAT FROM REFERENCE 1 AND INCORPORATES PERTINENT MODIFICATIONS FROM REFERENCES 2 THRU 47.

BOOKLET INDEX

SHEET NO	TITLE
1	BOOKLET INDEX, GENL NOTES, REVISION BLOCK, REFS
2	GENERAL INFORMATION & DATA
3	COMPARTMENT DIRECTORY
4	OUTBOARD PROFILE
5	INBOARD PROFILE
6	PILOTHOUSE TOP, BRIDGE DECK
7	UPPER DECK
8	FORECASTLE DECK
9	MAIN DECK, MISSION PLATFORM
10	LWR PLATF DECK
11	HOLD PLAN
12	INNER BOTTOM
13	MIDSHIP SECTION

REVISIONS

REV	SHT	ZONE	ITEM	DESCRIPTION	DATE	APPD

CONT FROM 2-B

REFERENCES

NO	TITLE	DRAWING NO
17	MISSION GEAR INSTL ARR & DETS	GU-570-001
18	A-FRAME STRL ARR & DETS	GU-574-001
19	J-FRAME STRL ARR & DETS	GU-574-002
20	SHRIMP OUTRIGGER BOOMS ARR & DETS	GU-574-003
21	CONVEYOR SYSTEM ARR AND DETS	GU-576-001
22	LONG LINE FISHING ARR & DETS	GU-577-001
23	STBD RHIB CRANE ARR PLAN	GU-583-001
24	STBD RHIB CRANE ARR PLAN	GU-583-002
25	DUMBWAITER ARR & DETAILS	GU-589-001
26	MISSION DK INSTL, MISC OUTFITTING MODS	GU-611-001
27	PILOT HOUSE TOP CANOPY ARR PLAN	GU-613-001
28	COMPUTER LAB ARR & DETS	GU-665-006
29	ELECTRONICS SHOP ARR & DETS	GU-665-007
30	DRY LAB ARR & DETS	GU-665-004
31	WET LAB ARR & DETS	GU-665-003
32	HYDRO/CHEM LAB ARR & DETS	GU-665-005
33	LIGHTING SYSTEM MODS MISSION DECK INSTL	GU-330-001
34	ZERO DISCHARGE MODS-NEW SEWAGE HOLDING TANK	GU-593-009
35	NEW ADCP TRANSDUCER & FAIRING INSTLN & DETAILS	GU-461-001
36	HYDRA-PRO CRANE INSTALLATION	GU-573-001
37	SCANTLINGS MAIN DECK & BELOW	13-101-6233544
38	MODULE NO. 3 STRL ASSY	13-110-6233549
39	MODULE NO. 5 STRL ASSY	13-110-6233550
40	MODULE NO. 6 P&S STRL ASSY	13-110-6233555
41	MODULE NO. 7 STRL ASSY	13-110-6233558
42	MODULE NO. 8 STRL ASSY	13-110-6233559
43	MODULE NO. 13 STRL ASSY	13-110-6233561
44	HVAC DIAGRAM	13-512-6233792
45	GENERAL ARRANGEMENT MAIN DECK & BELOW	13-085-6233560
46	GENERAL ARRANGEMENT FORECASTLE DK & ABOVE	13-085-6233567
47	SHELTER DECK	GU-571-001

REFERENCES

NO	TITLE	DRAWING NO
1	BOOKLET OF GENERAL PLANS FOR T-AGOS 13 (OBSOLETE)	13-801-6233635
2	TRIM AND STABILITY BOOKLET	GU-079-001
3	WT BHD 34, 52 & 60 STRL MODS & SLIDING WT DOORS	GU-110-001
4	MISSION DK INSTL, BULWARK MODS & SLIDING WT DOORS	GU-111-001
5	STRL MODS MAIN DK	GU-131-001
6	MISSION DK INSTL, MISSION DK STRL MODS	GU-140-001
7	MISSION DK INSTL, FCSLE DK & ABV STRL MODS	GU-140-002
8	HPU ROOM & SCI STOREROOM STRUCTURAL MODS	GU-140-003
9	MAMMAL WATCHER WATERTIGHT HATCH ARR PLAN	GU-167-002
10	MAMMAL WATCHER WATERTIGHT HATCH ARR PLAN	GU-167-001
11	RADAR MAST ARR PLAN	GU-171-001
12	TRAWL STANCHIONS ARR & DETS	GU-172-001
13	MISSION MCHY & EQPT INSTL FOUNDATION MODS	GU-181-001
14	NAVIGATION LIGHT MODS	GU-330-003
15	PILOT HOUSE TOP CANOPY ARR PLAN	GU-401-001
16	RADAR MAST ARRANGEMENT PLAN	GU-405-001

CONT ZONE 3-B

NATIONAL OCEANIC AND ATMOSPHERIC ADMINISTRATION
OFFICE OF NOAA CORPS OPERATIONS

ART ANDERSON ASSOCIATES
202 PACIFIC AVE, BREMERTON, WA 98337-1932
(360) 479-5600 FAX(360) 479-5605

CONTRACT NO. AB133M-05-CQ-1044
TAR NO. AAA-012
DSGN M. CAMPBELL 1/12/06
DWN J. WALKER 2/6/06
CHK V. PARKER 2/10/06
CHK J. CARLSON 2/15/06

NOAA APPROVAL

NOAA GORDON GUNTER

BOOKLET OF GENERAL PLANS

SIZE	CAGE CODE	NOAA DRAWING NUMBER	REV
D	0YLJ5	GU-830-002	—

SCALE: NONE CAD FILENAME GU-830-002 SHT 1 OF 13

GENERAL INFORMATION

LENGTH BETWEEN PERPENDICULARS	194'–0"
LENGTH OVERALL	224'–0"
BREADTH MOLDED	43'–0"
EXTREME BREADTH	43'–0 3/4"
DEPTH MAIN DECK AT SIDE	20'–0"
DRAFT, DESIGN	15'–1"
DRAFT, FULL LOAD	14'–11"
SUSTAINED SEA SPEED	11 KNOTS
ABS EQUIPMENT NUMERAL	U–14

HEIGHTS ABOVE BASELINE

TOP OF FOREMAST (ANTENNA PLATF)	72'–0"
TOP OF MAIN MAST (ANTENNA PLATF)	79'–10"
TOP OF JACK STAFF	63'–2"
FWD ANCHOR LIGHT	63–2"
TRAWL LIGHT (UPPER)	82'–0"
TRAWL LIGHT (LWR PLATF)	75'–5 1/4"
SEARCHLIGHTS 19" P/S TOP OF PILOT HOUSE	39'–11"
SEARCHLIGHTS 19" P/S TOP OF WINCH SHIP CONT STA	45'–4"
SIDELIGHTS P/S	49'–6"
AFT MASTHEAD LIGHT	88'–2"
AIRCRAFT WARNING LIGHTS P/S	84'–0"
TASK LIGHTS (UPPER) P/S	79'–6"
TASK LIGHTS (MIDDLE) P/S	72'–11"
TASK LIGHTS (LWR PLATF) P/S	66'–4"

REPLENISHMENT STATIONS

FUEL OIL	MAIN DECK FR 72 P/S
FRESH WATER	FCSLE DECK FR 74 P/S

ACCOMMODATIONS

PERSONNEL	
OFFICERS / CREW	20
SCIENTIST	15

SMALL BOATS

QTY	NAME	PERSONNEL EACH	PERSONNEL TOTAL
1	RHIB	12	12
4	LIFERAFT, INFLATABLE	25	100
2	LIFERAFT, INFLATABLE	20	40

WEIGHT DISPLACEMENT

DISPLACEMENT	WEIGHT
DEADWEIGHT	781.4 LT
FULL LOAD	2,328.0 LT
LIGHT SHIP	1,546.6 LT

STEERING GEAR

SPERRY DUEL STEERING CONTROL SYSTEM

DECK MACHINERY

QTY	NAME	CAPACITY
1	A–FRAME	10,000 LB
1	J–FRAME	3,500 LB
1	HYDRA–PRO HP46/18KE–6600 CRANE	SWL @46 FT – 6,600 LB MAX RADIUS EXTENDED – 46 FT MAX RADIUS RETRACTED – 38 FT
1	HIAB 200–4 CRANE	1,900 LB – 25.5 FT R
1	RHIB SINGLE POINT CRANE	1,500 LB – 32 FT R
2	MARCO MDL WT202 TRAWL WINCH	–
1	GILSON WINCH	–
1	MARKEY DESH–5 WINCH	–
1	MARKEY COM–7 WINCH	–

TRAWLING EQUIPMENT

EQUIPMENT	SAFE WORKING LOAD
TRAWL TOWER	15,000 LB
OUTRIGGERS	5,000 LB

TANK CAPACITY

TANK	TOTAL GAL
ANTI ROLL (100%)	21,844
ANTI ROLL DUMP TANK (100%)	9,454
FUEL OIL (95%)	163,594
HYDRAULIC FLUID (95%)	160
LUBE OIL (95%)	1,986
LUBE OIL SETTLING (95%)	233
OILY WASTE (95%)	3,006
POTABLE WATER (100%)	4,882
PURIFIER SLUDGE (95%)	106
SEWAGE HOLDING (100%)	6,564
SW BALLAST (100%)	128,068
WASTE WATER TANK (100%)	1,400

PROVISIONS CAPACITY

BAGGAGE STORAGE	150 CU FT
BOATSWAIN'S STOREROOM	1,550 CU FT
CHILL ROOM	840 CU FT
DRY PROVISIONS STRM	1,550 CU FT
ENGINEERS STOREROOM NO. 1	1,060 CU FT
ENGINEERS STOREROOM NO. 2	740 CU FT
FREEZE ROOM	1,145 CU FT
PAINT LOCKER	350 CU FT
SCIENTIFIC STOREROOM	2,120 CU FT
STEWARDS STOREROOM NO. 1	790 CU FT
STEWARDS STOREROOM NO. 2	2,000 CU FT
STOREROOM	575 CU FT
THAW ROOM	275 CU FT

PROPULSION MACHINERY/ELECTRICAL PLANT

QTY		
1	EMERGENCY GENERATOR: 250KW, 60 HZ, 3Ø, 450V	
2	DIESEL GENERATOR SETS: 200KW, 60HZ, 3Ø, 450V	
2	DIESEL GENERATOR SETS: 15KW, 400HZ, 3Ø, 450V	
4	CATERPILLAR D398 TA	
4	MAIN GENERATORS 600KW, 60HZ, 3Ø, 600V	
2	800 HP 750V DC MOTORS	
	RATED HORSEPOWER	1600
1	BOW THRUSTER	550 HP
2	PROPELLERS	96" DIA. 4 BLADE, FIXED PITCH

LIST OF SYMBOLS AND ABBREVIATIONS

⊗	MIDSHIP
A	AUXILIARY
AT	AIRTIGHT
BERP	BOLTED EQUIPMENT REMOVAL PATCH
C	COMMAND
CBR	CHEMICAL, BIOLOGICAL, & RADIOLOGICAL
CG	CLEANING GEAR
CVK	CENTER VERTICAL KEEL
℄	CENTERLINE
E	ENGINEERING
□	DRAINWELL
DF	DRINKING FOUNTAIN
F D	FIRE DAMPER
F	FUEL
FO	FUEL OIL
FLDK	FLUSH DECK
FLMTT	FLAMETIGHT
FT	FUMETIGHT
GRTG	GRATING
HPU	HYDRAULIC POWER UNIT
L	LIVING
	MANHOLE
	MANHOLE (OVER)
	NATURAL SUPPLY
NT	NONTIGHT
OT	OILTIGHT
Q	WORKING
QA	QUICK ACTING
QAWTRTT	QUICK ACTING WATER TIGHT
RA	RAISED
RAOT	RAISED AXIS OIL TIGHT
RAWT	RAISED AXIS WATER TIGHT
SC	SEACHEST
SW	SEAWATER
SLEMD	SLIDING EXPANDED METAL DOOR
TT	TANK TOP
T/S	TOILET/SHOWER
T	TRUNK
	TRUNK, UP & DOWN
V	VOID
VL	VERTICAL LADDER
W	WATER
WR/WC	WATER CLOSET
WT	WATERTIGHT (BULKHEAD)
WTRTT	WATERTIGHT (HATCH)
WEAT	WEATHERTIGHT
WTSLD	WATERTIGHT SLIDING DOOR

SIZE	CAGE CODE	NOAA DRAWING NUMBER	REV
D	0YLJ5	GU–830–002	–
SCALE: NONE		CAD FILENAME GU–830–002	SHT 2 OF 13

COMPARTMENT DIRECTORY

COMPARTMENT DESIGNATION	NO	DECK	FRAME
A/C MACHINERY ROOM	2-23-2-Q	LWR PLATF	23-34 P
AFT STEERING CONTROL STA	02-68-0-C	UPPER	68-74 CL
AFT PEAK BALLAST TANK	3-94-1-W	HOLD	94-103 S
AFT PEAK BALLAST TANK	3-94-2-W	HOLD	94-103 P
ANTI-ROLL DUMP TANK	4-40-0-W	INNER BOT	40-50 CL
ANTI-ROLL TANK	2-72-0-W	LWR PLATF	72-77 CL
BOATSWAINS STRM	01-E-0-A	FCSLE	E-2 CL
BOS'N WORKSHOP	1-75-0-Q	MAIN	75-80 CL
BOW THRUSTER ELECTRICAL ROOM	2-6-0-Q	LWR PLATF	6-12 CL
CAPTAIN SR	02-14-1-L	UPPER	14-21 S
CBR LOCKER	1-67-2-A	MAIN	67-70 P
CHAIN LOCKER	1-6-1-Q	MAIN	6-9 S
CHAIN LOCKER	1-6-2-Q	MAIN	6-9 P
CHIEF BOSUN SR	1-23-3-L	MAIN	23-30 S
CHIEF ENGINEER SR	02-14-2-L	UPPER	14-21 P
CHIEF SCIENTIST SR (1 MAN)	01-20-1-L	FCSLE	20-26 S
CHILL ROOM	1-14-1-A	MAIN	14-19 S
CLEANING GEAR LKR	02-42-2-A	UPPER	42-44 P
CLEANING GEAR LKR	01-47-2-A	FCSLE	47-50 P
CLEANING GEAR LKR	1-47-0-A	MAIN	47-50 CL
COMPUTER LAB	01-52-2-Q	FCSLE	52-59 P
CREW LOUNGE	1-34-0-L	MAIN	34-42 CL
CREW STATEROOM (1 MAN)	01-24-2-L	FCSLE	24-29 P
CREW STATEROOM (1 MAN)	01-29-2-L	FCSLE	29-34 P
CREW STATEROOM (1 MAN)	1-23-2-L	MAIN	23-28 P
CREW STATEROOM (2 MAN)	1-28-2-L	MAIN	28-34 P
CREW STATEROOM (2 MAN)	1-42-2-L	MAIN	42-47 P
CREW STATEROOM (2 MAN)	1-47-2-L	MAIN	47-52 P
CREW STATEROOM (1 MAN)	1-52-4-L	MAIN	52-57 P
CREW STATEROOM (1 MAN)	1-57-2-L	MAIN	57-62 P
CREW STATEROOM (1 MAN)	1-61-2-L	MAIN	61-67 P
CREW STATEROOM (2 MAN)	1-66-2-L	MAIN	66-72 P
DC LOCKER	1-61-0-A	MAIN	61-65 CL
DC LOCKER	02-42-6-A	UPPER	42-45 P
DECK GEAR LOCKER	01-45-3-A	FCSLE	45-47 S
DECK GEAR LOCKER	02-34-3-A	UPPER	34-37 S
DECK WR/WC	01-47-4-L	FCSLE	47-50 P
DEPTH FINDER XDCR TRK	4-32-1-T	INNER BOT	32-34 S
DIVE LOCKER	1-72-1-A	MAIN	72-75 S
DRY LAB	01-59-0-Q	FCSLE	59-67 CL
DRY PROVISIONS STOREROOM	1-6-3-A	MAIN	6-14 S
ELECTRONICS SHOP	01-52-01-Q	FCSLE	52-59 P/S
EMERGENCY GENERATOR RM	01-6-0-E	FCSLE	6-12 CL
ENGINEER STRM NO. 1	01-0-2-A	FCSLE	0-6 P
ENGINEER STRM NO. 2	2-28-1-A	LWR PLATF	28-34 S
EXECUTIVE OFFICER SR	02-23-2-L	UPPER	23-28 P
EXERCISE ROOM	2-14-0-L	LWR PLATF	14-23 CL
FAN ROOM	02-34-1-Q	UPPER	34-39 S
FAN ROOM	1-34-2-Q	MAIN	34-42 P
FAN ROOM	1-67-3-Q	MAIN	67-72 S
FAN ROOM	1-75-2-Q	MAIN	75-80 P
FIRST ASST ENGR SR	02-27-3-L	UPPER	27-34 S
FOREPEAK BALLAST TANK	4-B-0-W	INNER BOT	B-6 CL
FOYER	01-2-0-L	FCSLE	2-6 CL
FREEZE ROOM	1-18-1-A	MAIN	18-23 S
FUEL OIL SERVICE TANK	4-52-3-F	INNER BOT	52-60 S
FUEL OIL SERVICE TANK	4-52-4-F	INNER BOT	52-60 P
FUEL OIL TANK	4-6-1-F	INNER BOT	6-14 S
FUEL OIL TANK	4-6-2-F	INNER BOT	6-14 P
FUEL OIL TANK	4-14-1-F	INNER BOT	14-23 S
FUEL OIL TANK	4-14-2-F	INNER BOT	14-23 P
FUEL OIL TANK	4-52-1-F	INNER BOT	52-72 S
FUEL OIL TANK	4-52-2-F	INNER BOT	52-72 P
FUEL OIL TANK	4-60-1-F	INNER BOT	60-72 S
FUEL OIL TANK	4-60-2-F	INNER BOT	60-72 P
FUEL OIL TANK	4-72-1-F	HOLD	72-86 S
FUEL OIL TANK	4-72-2-F	HOLD	72-86 P
FUEL OIL TANK	4-72-3-F	INNER BOT	72-86 S
FUEL OIL TANK	4-72-4-F	INNER BOT	72-86 P
GALLEY	1-42-0-Q	MAIN	42-52 CL
GENERAL MESS	1-52-0-L	MAIN	52-62 CL
GENERAL WORKSHOP	1-62-0-Q	MAIN	62-67 CL
HALON BOTTLE ROOM	1-37-2-Q	MAIN	37-42 P
HPU ROOM	2-77-2-Q	LWR PLATF	77-86 P
HYDRO/CHEM LAB	01-67-0-Q	FCSLE	67-72 CL
HYDRAULIC FLUID LEAKAGE TANK	2-92-2-F	LWR PLATF	92-94 P
JUNIOR OFFICER SR (2 MAN)	02-34-2-L	UPPER	34-39 P
LAUNDRY ROOM	2-23-3-Q	LWR PLATF	23-31 S
LUBO SETTLING TANK	3-54-2-F	HOLD	54-57 P
LUBO TANK	2-60-1-F	LWR PLATF	60-63 S
LUBO TANK	2-60-2-F	LWR PLATF	60-63 P
MAIN CONTROL STATION	2-52-0-E	LWR PLATF	52-60 CL
MAIN GENERATOR ROOM	3-34-0-E	HOLD	34-52 CL
MEDICAL TREATMENT ROOM	1-29-0-L	MAIN	29-34 CL

COMPARTMENT DIRECTORY

COMPARTMENT DESIGNATION	NO	DECK	FRAME
OIL SPILL CONTAINMENT LKR	02-42-4-A	UPPER	42-44 P
OILY WASTE TANK	4-60-3-F	INNER BOT	60-63 S
OILY WASTE TANK	4-60-4-F	INNER BOT	60-63 P
OPERATIONS OFFICER SR	02-28-2-L	UPPER	28-34 P
PAINT LKR	1-75-1-Q	MAIN	75-80 S
PANTRY	1-37-3-A	MAIN	37-42 S
PASSAGE	02-21-0-L	UPPER	21-44 CL
PASSAGE	02-23-1-L	UPPER	23-30 S
PASSAGE	01-10-0-L	FCSLE	10-52 CL
PASSAGE	01-47-1-L	FCSLE	47-52 S
PASSAGE	01-52-0-L	FCSLE	52-59 CL
PASSAGE	1-9-0-L	MAIN	9-52 CL
PASSAGE	1-45-1-L	MAIN	45-52 S
PASSAGE	1-52-2-L	MAIN	52-75 P
PASSAGE	1-67-1-L	MAIN	67-72 S
PASSAGE	1-72-2-L	MAIN	72-75 P
PASSAGE	2-23-1-L	LWR PLATF	23-31-S
PASSAGE	2-77-1-L	LWR PLATF	77-86 S
PILOT HOUSE	03-15-0-C	BRIDGE	15-28 CL
POTABLE WATER TANK	3 1/2-52-1-W	HOLD	52-60 S
POTABLE WATER TANK	3 1/2-52-2-W	HOLD	52-60 P
PROPULSION MOTOR ROOM	3-60-0-E	HOLD	60-72 CL
RECREATION ROOM	1-14-2-L	MAIN	14-23 P
RET SR (1 MAN)	01-14-3-L	FCSLE	14-20 S
SCIENTIFIC STOREROOM	2-77-3-A	LWR PLATF	77-86 P
SCIENTIST SR (1 MAN)	01-14-2-L	FCSLE	14-19 P
SCIENTIST SR (1 MAN)	01-19-2-L	FCSLE	19-24 P
SCIENTIST SR (2 MAN)	01-28-1-L	FCSLE	28-34 S
SCIENTIST SR (2 MAN)	01-34-1-L	FCSLE	34-39 S
SCIENTIST SR (2 MAN)	01-34-2-L	FCSLE	34-39 P
SCIENTIST SR (2 MAN)	01-39-1-L	FCSLE	39-45 S
SCIENTIST SR (2 MAN)	01-42-2-L	FCSLE	42-47 P
SEAWATER BALLAST TANK	4-23-0-W	INNER BOT	23-34 CL
SEAWATER BALLAST TANK	4-23-2-W	INNER BOT	23-34 P
SEAWATER BALLAST TANK	4-23-3-W	INNER BOT	23-34 S
SEAWATER BALLAST TANK	4-52-0-W	INNER BOT	52-60 CL
SEAWATER BALLAST TANK	4-60-0-W	INNER BOT	60-72 CL
SEAWATER BALLAST TANK	4-86-1-W	HOLD	86-94 S
SEAWATER BALLAST TANK	4-86-2-W	HOLD	86-94 P
SECOND ASST ENGR SR	02-39-1-L	UPPER	39-45 S
SEWAGE HOLDING TANK	3-25-0-W	HOLD	25-32 CL
SEWAGE MCHRY RM	2-28-3-Q	LWR PLATF	28-34 S
SHIP'S OFFICE	02-23-1-Q	UPPER	23-27 S
SHIP'S STORE	1-6-4-Q	MAIN	6-14 P
SLUDGE TANK	3-50-2-F	HOLD	50-51 P
SPEED LOG & XDCR TRK	4-23-1-T	INNER BOT	23-25 S
STEERING GEAR ROOM	2-94-0-Q	LWR PLATF	94-100 CL
STEWARD STRM NO.1	01-2-1-A	FCSLE	2-6 S
STEWARD STRM NO.2	1-E-0-A	MAIN	E-6 CL
STORAGE CLOSET	01-21-1-A	FCSLE	21-23 S
STRM	01-30-1-A	FCSLE	30-32 S
THAW ROOM	1-17-1-A	MAIN	17-20 S
TUNNEL	2-86-1-L	LWR PLATF	86-94 S
TUNNEL	3-72-1-L	HOLD	72-94 S
T/SH	02-18-1-L	UPPER	18-21 S
T/SH	02-18-2-L	UPPER	18-21 P
T/SH	02-26-2-L	UPPER	26-29 P
T/SH	02-27-1-L	UPPER	27-30 S
T/SH	02-29-2-L	UPPER	29-32 P
T/SH	02-39-2-L	UPPER	39-42 P
T/SH	02-41-1-L	UPPER	41-45 S
T/SH	01-14-1-L	FCSLE	14-17 S
T/SH	01-18-2-L	FCSLE	18-21 P
T/SH	01-25-1-L	FCSLE	25-28 S
T/SH	01-25-3-L	FCSLE	25-28 S
T/SH	01-28-2-L	FCSLE	28-31 P
T/SH	01-38-1-L	FCSLE	38-41 S
T/SH	01-39-2-L	FCSLE	39-42 P
T/SH	1-23-1-L	MAIN	23-26 S
T/SH	1-27-2-L	MAIN	27-30 P
T/SH	1-31-1-L	MAIN	31-34 S
T/SH	1-45-2-L	MAIN	45-49 P
T/SH	1-55-2-L	MAIN	55-59 P
T/SH	1-65-2-L	MAIN	65-68 P
UPTAKE SPACES	3-37-1-E	HOLD	37-42 S
UPTAKE SPACES	3-37-2-E	HOLD	37-42 P
VENT TRUNK	01-39-4-T	FCSLE	39-42 P
VOID	1-86-1-V	MAIN	90-103 CL
VOID	3-52-0-V	HOLD	52-60 CL
VOID	4-34-0-V	INNER BOT	34-40 CL
VOID	4-34-01-V	INNER BOT	34-52 P/S
WASTE WATER TANK	3-23-1-W	HOLD	23-25 S
WET LAB	01-52-3-Q	FCSLE	52-72 S
WR & WC	03-26-1-L	BRIDGE	26-28 S

SIZE	CAGE CODE	NOAA DRAWING NUMBER	REV
D	0YLJ5	GU-830-002	–
SCALE: NONE		CAD FILENAME GU-830-002	SHT 3 OF 13

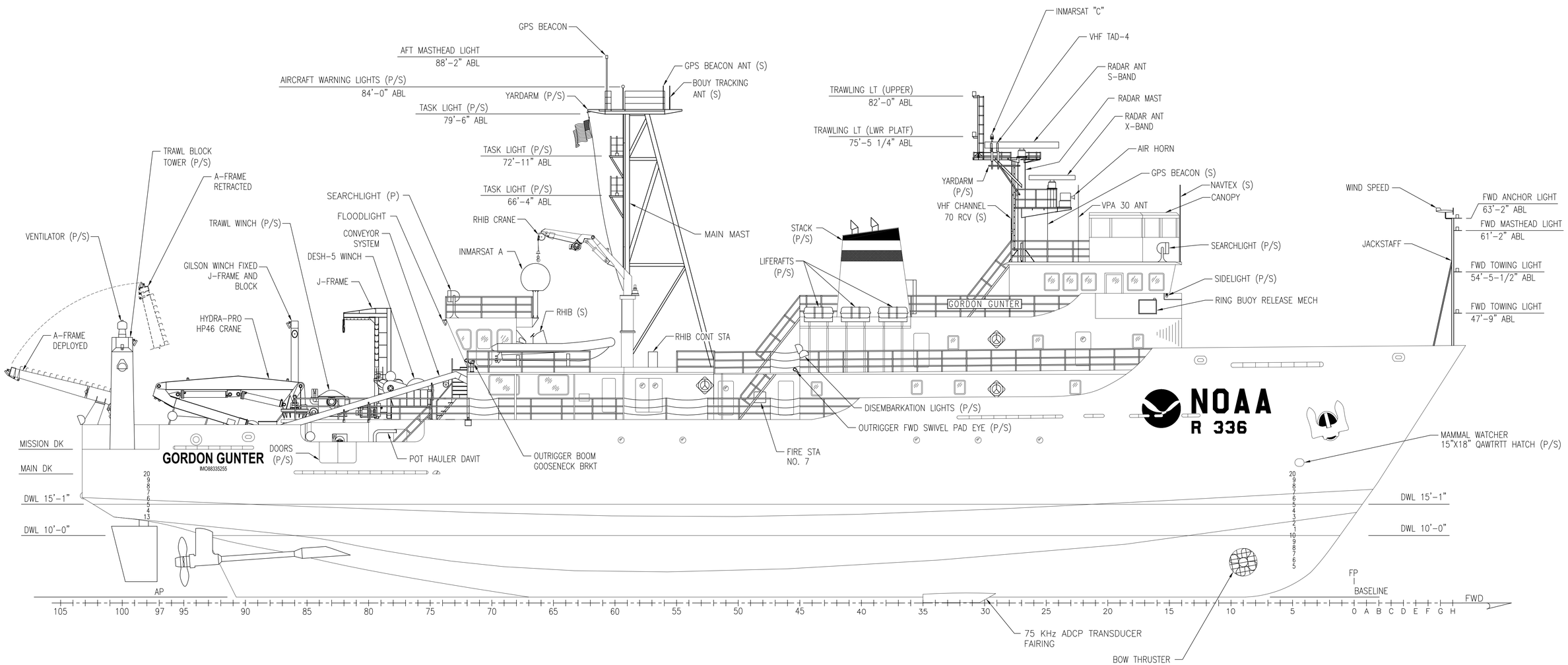

OUTBOARD PROFILE

SIZE	CAGE CODE	NOAA DRAWING NUMBER	REV
D	0YLJ5	GU-830-002	–
SCALE: 1/8"=1'-0"		CAD FILENAME GU-830-002	SHT 4 OF 13

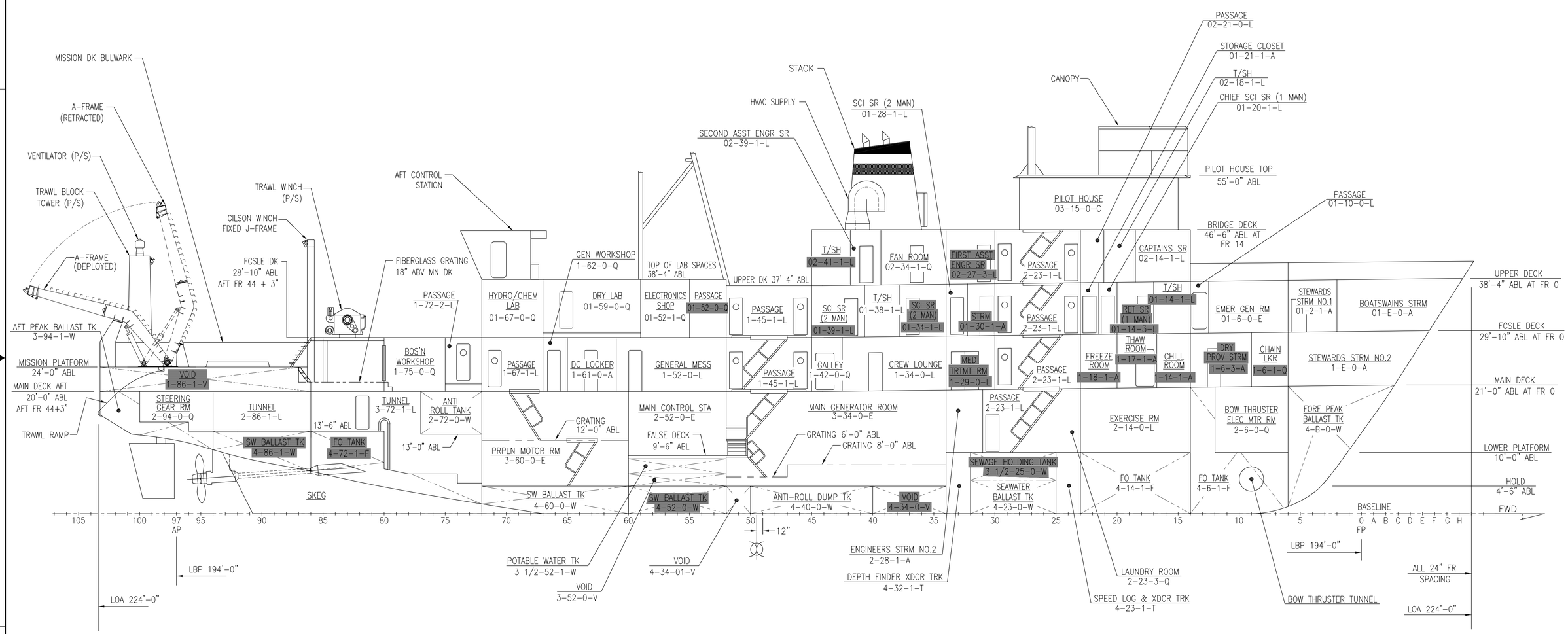

INBOARD PROFILE

42" STBD OF CL LOOKING TO PORT

NOTE:
UPPER, FCSLE AND MAIN DK DIMENSIONS ABL INCLUDE 12" OF SHEER THAT COMMENCES 3" AFT OF FR 44.

SIZE	CAGE CODE	NOAA DRAWING NUMBER	REV
D	0YLJ5	GU-830-002	–
SCALE: 1/8"=1'-0"		CAD FILENAME GU-830-002	SHT 5 OF 13

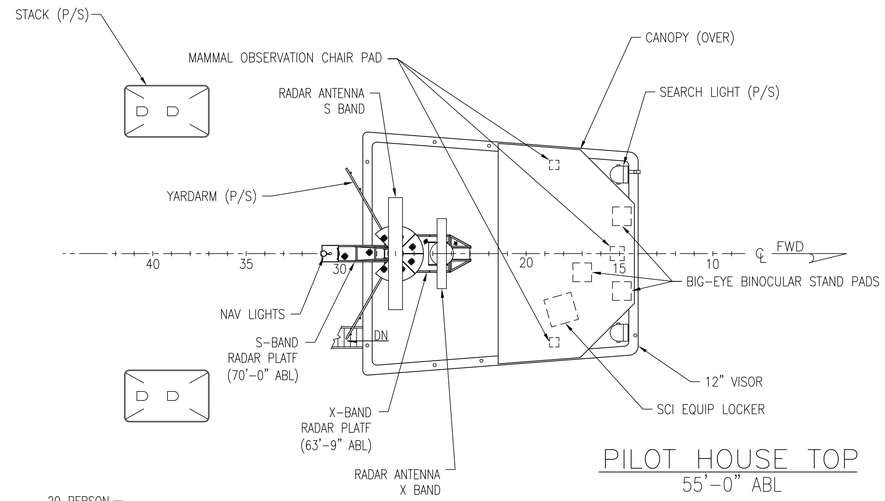

PILOT HOUSE TOP
55'-0" ABL

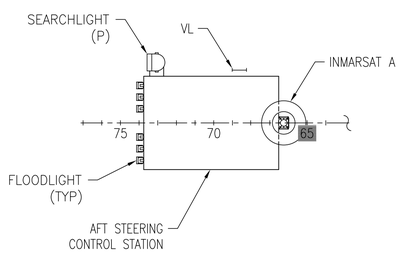

TOP OF AFT STEERING CONTROL STATION
46'-4" ABL

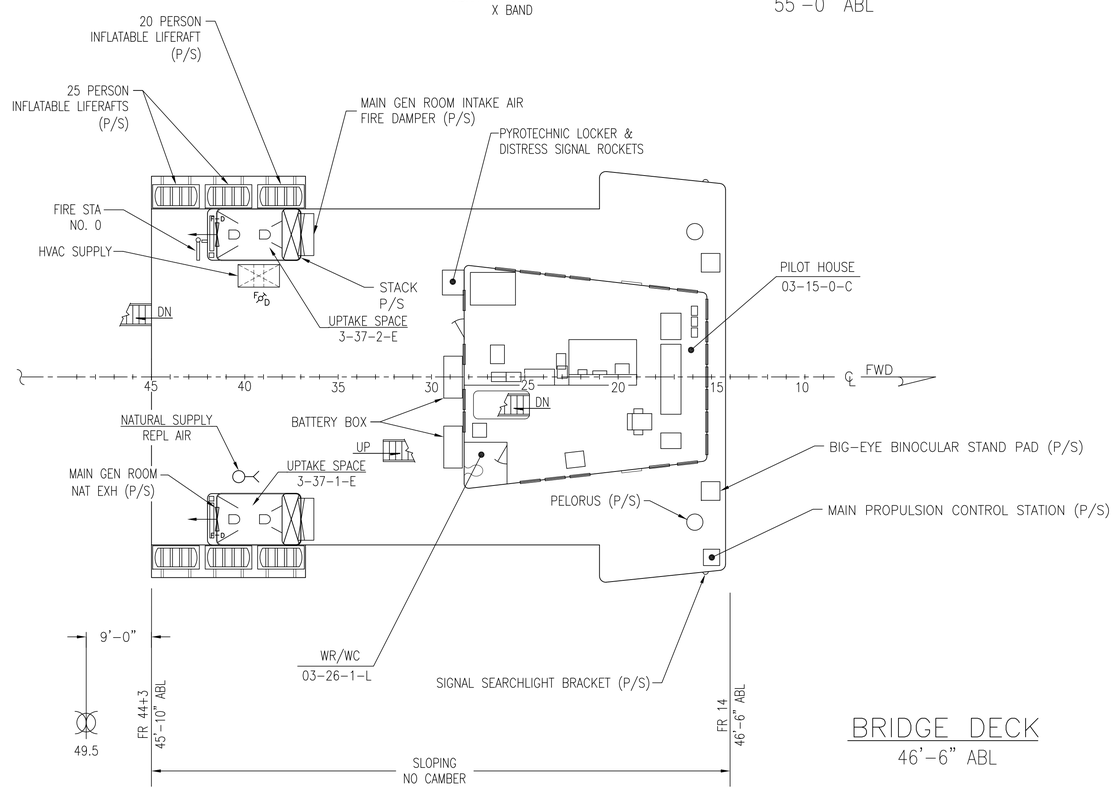

BRIDGE DECK
46'-6" ABL

LEGEND:

- STEEL BHD
- JOINER DIVISIONAL BHD
- EXPANDED METAL BHD

SIZE	CAGE CODE	NOAA DRAWING NUMBER	REV
D	0YLJ5	GU-830-002	–
SCALE: 1/8"=1'-0"		CAD FILENAME GU-830-002	SHT 6 OF 13

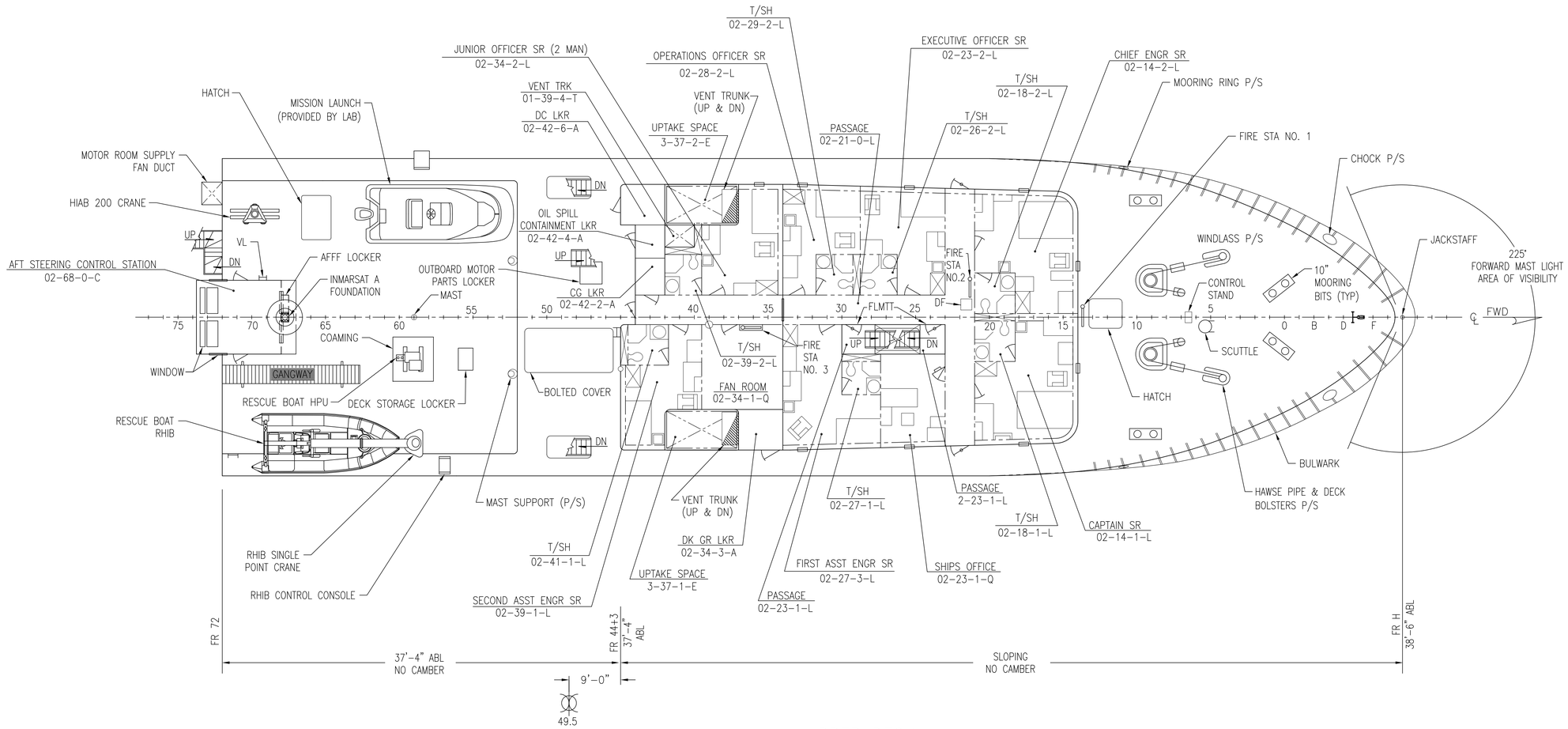

UPPER DECK

38'-4" ABL

LEGEND:

- STEEL BHD
- JOINER DIVISIONAL BHD
- EXPANDED METAL BHD

SIZE	CAGE CODE	NOAA DRAWING NUMBER	REV
D	0YLJ5	GU-830-002	–
SCALE: 1/8"=1'-0"		CAD FILENAME GU-830-002	SHT 7 OF 13

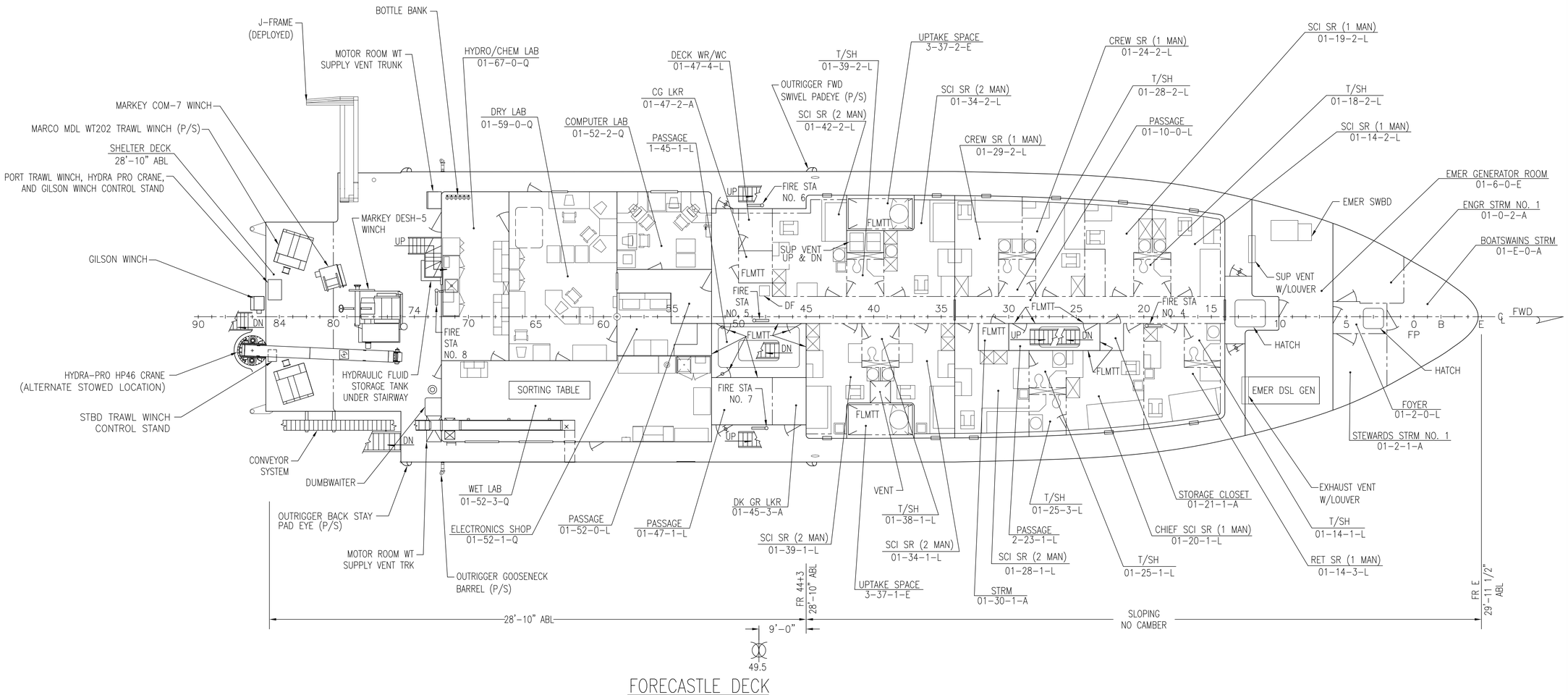

FORECASTLE DECK

29'-10" ABL

LEGEND:

- STEEL BHD
- JOINER DIVISIONAL BHD
- EXPANDED METAL BHD

SIZE	CAGE CODE	NOAA DRAWING NUMBER	REV
D	0YLJ5	GU-830-002	–
SCALE: 1/8"=1'-0"		CAD FILENAME GU-830-002	SHT 8 OF 13

NOTE:

1. GRATING IS 18" ABV MAIN DECK BETWEEN FRAMES 72 AND 86 AND RUNS UNDER DOORS AND LADDERS.

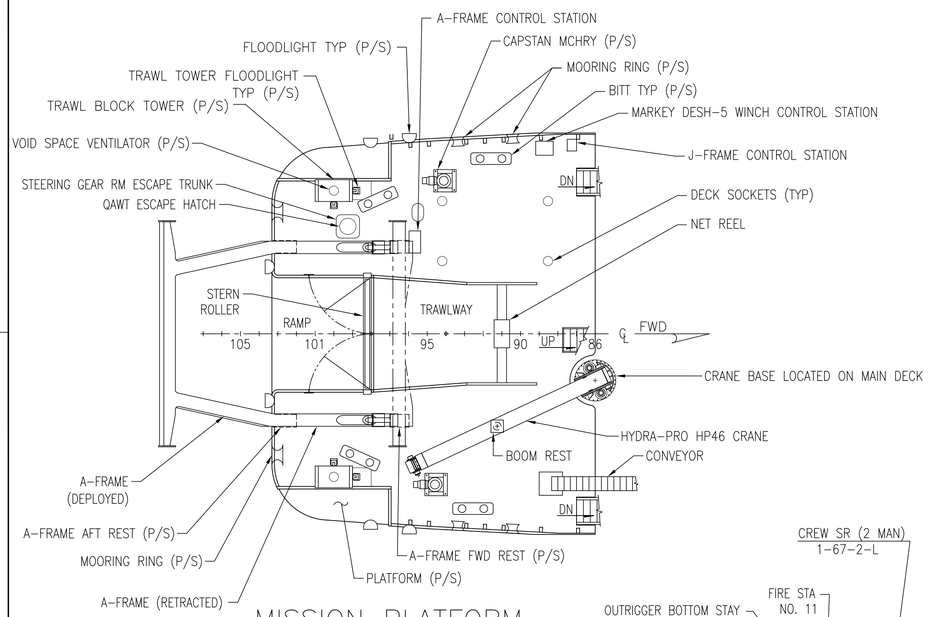

MISSION PLATFORM

24'-0" ABV BL

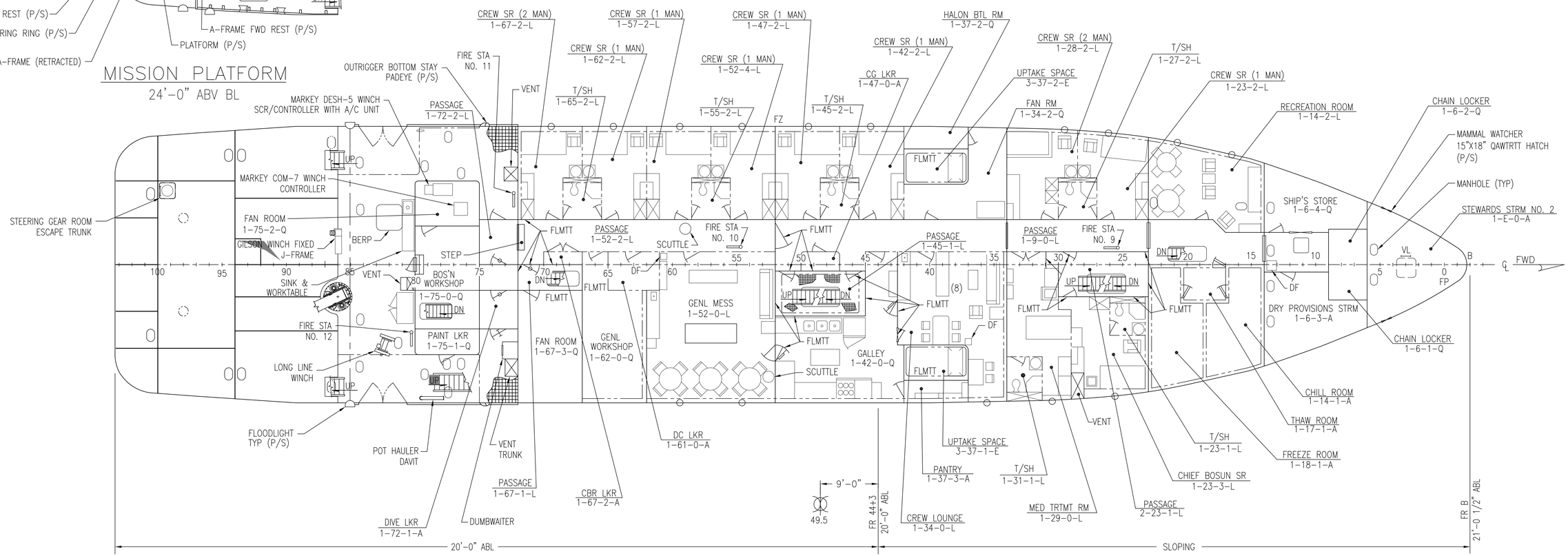

MAIN DECK

21'-0" ABL

LEGEND:

- STEEL BHD
- JOINER DIVISIONAL BHD
- EXPANDED METAL BHD

SIZE	CAGE CODE	NOAA DRAWING NUMBER	REV
D	0YLJ5	GU-830-002	—
SCALE: 1/8"=1'-0"	CAD FILENAME GU-830-002	SHT 9 OF 13	

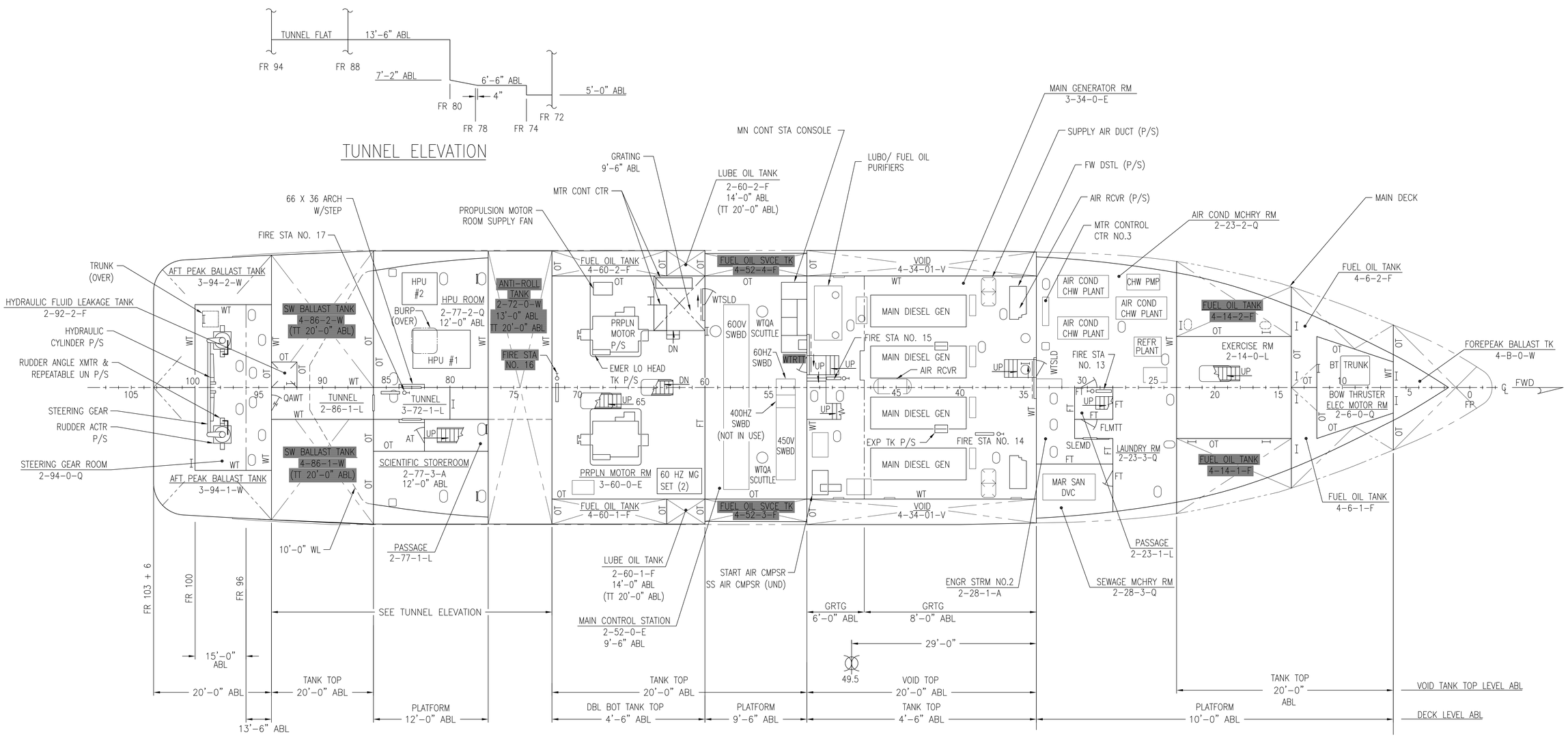

LOWER PLATFORM

10'-0" ABV

DECK AND TANK TOP HEIGHTS AS SHOWN, NO CAMBER

LEGEND:

- STEEL BHD
- JOINER DIVISIONAL BHD
- EXPANDED METAL BHD

SIZE	CAGE CODE	NOAA DRAWING NUMBER	REV
D	0YLJ5	GU-830-002	–
SCALE: 1/8"=1'-0"	CAD FILENAME GU-830-002	SHT 10 OF 13	

NOTE:

1. FOREPEAK BALLAST TANK, FO TANKS 4-6-1, 4-6-2, 4-14-1, 4-14-2, VOID TANK 4-34-01, BALLAST TANKS 4-86-1, 4-86-2, BALLAST TANKS 4-94-1, 4-94-2 TANK TOPS ARE AT MAIN DECK.
2. TT FOR FO 4-72-1 IS 13'-6" ONLY AT LOCATION DIRECTLY UNDER TUNNEL, FROM 80-86. THE REST OF 4-72-1 IS 12'-0" ABL. FO TANKS 4-72-2,3,& 4 HAVE TT OF 12'-0".

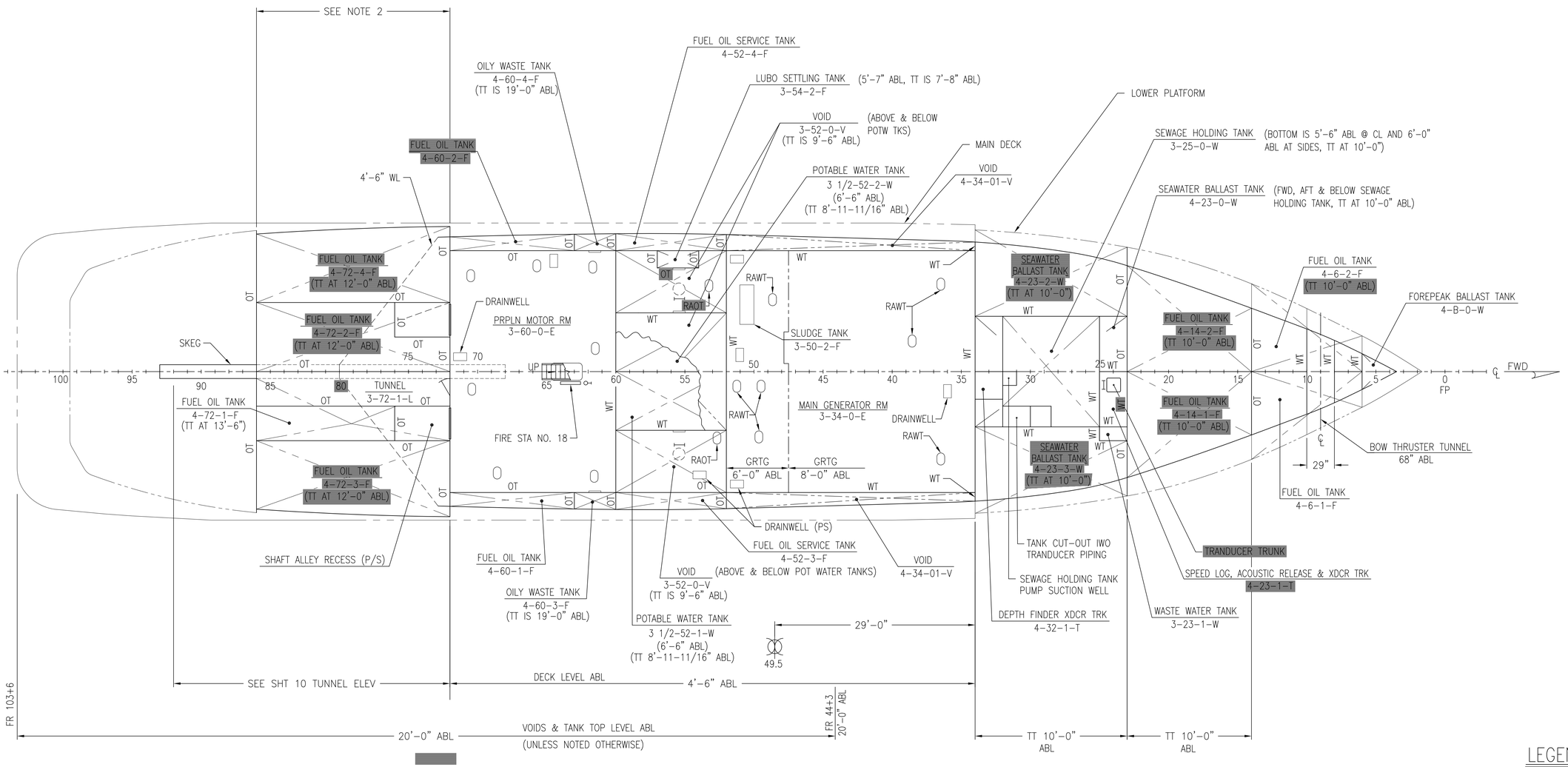

HOLD PLAN

4'-6" ABL

DECK AND TANK TOP HEIGHTS AS SHOWN, NO CAMBER

LEGEND:

- STEEL BHD
- JOINER DIVISIONAL BHD
- EXPANDED METAL BHD

SIZE	CAGE CODE	NOAA DRAWING NUMBER	REV
D	0YLJ5	GU-830-002	—
SCALE: 1/8"=1'-0"		CAD FILENAME GU-830-002	SHT 11 OF 13

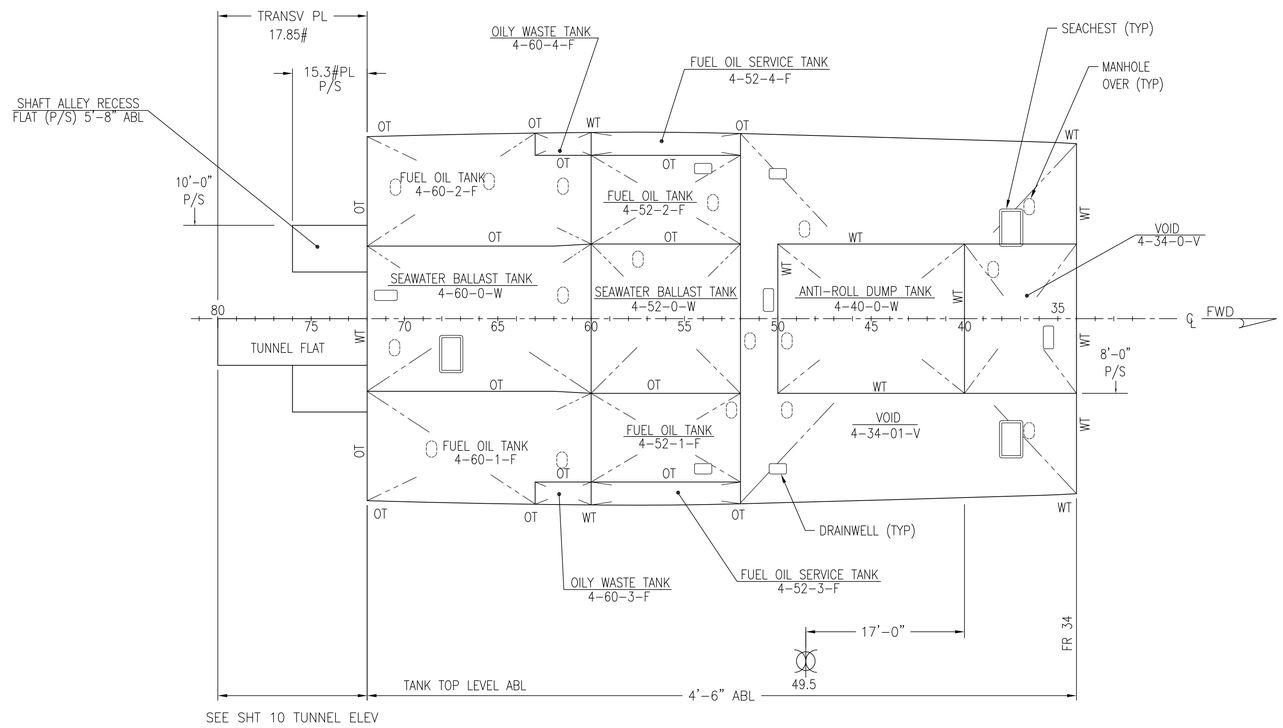

SEE SHT 10 TUNNEL ELEV

INNER BOTTOM

LEGEND:

STEEL BHD

JOINER DIVISIONAL BHD

EXPANDED METAL BHD

SIZE	CAGE CODE	NOAA DRAWING NUMBER	REV
D	0YLJ5	GU-830-002	–
SCALE: 1/8"=1'-0"		CAD FILENAME GU-830-002	SHT 12 OF 13

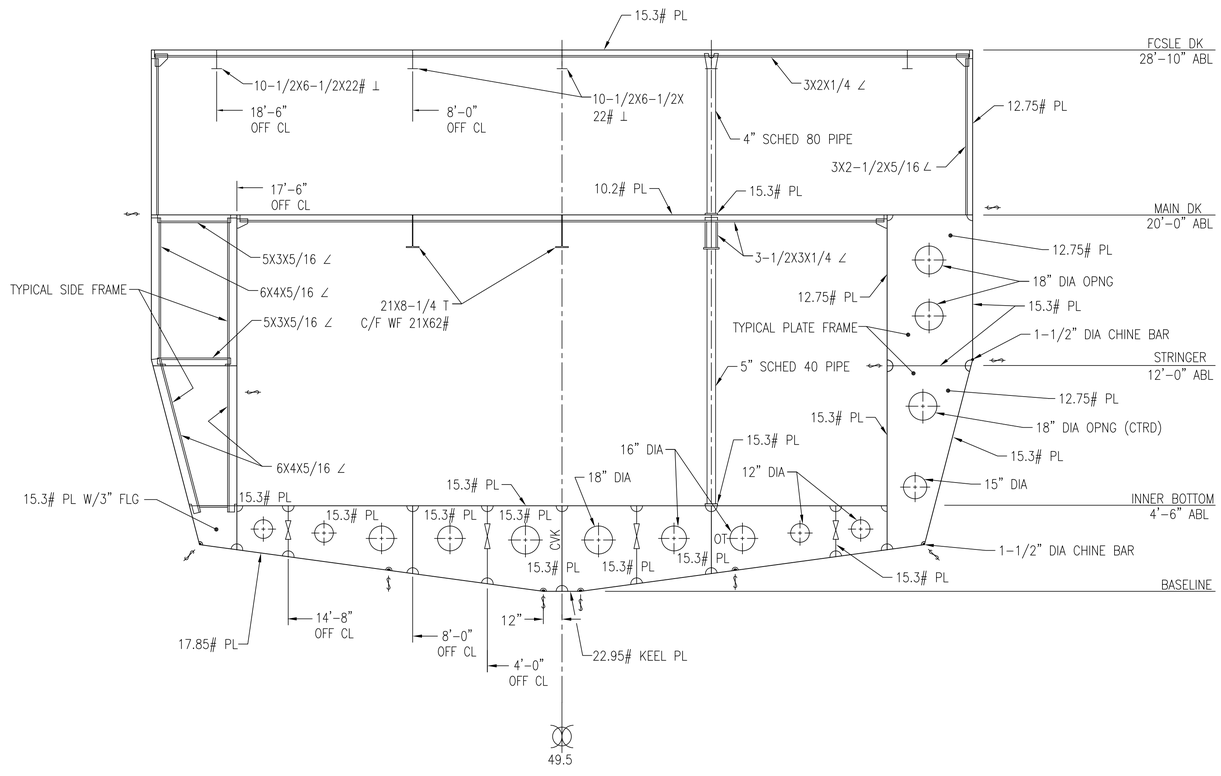

TYPICAL MIDSHIP SECTION

FR 49 1/2

LEGEND:

STEEL BHD

JOINER DIVISIONAL BHD

EXPANDED METAL BHD

SIZE	CAGE CODE	NOAA DRAWING NUMBER	REV
D	0YLJ5	GU-830-002	–
SCALE: 1/4"=1'-0"	CAD FILENAME GU-830-002	SHT 13 OF 13	